









Cosmo

The Cosmo Range is a dynamic porcelain tile collection that effortlessly combines modern sophistication with timeless versatility. Available in 300x600mm, 600x600mm, and 600x1200mm, with a 300x300mm format exclusive to the terrazzo design, this collection offers a seamless blend of plain, and terrazzo faces, allowing for endless design possibilities. Crafted with precision, the plain tiles exude sleek minimalism, making them ideal for contemporary spaces, while the terrazzo patterns add visual depth and character, creating a statement in both residential and commercial environments. Whether used for feature walls, flooring, or seamless indoor-outdoor transitions, the Cosmo Range brings a perfect balance of elegance and practicality. Durable, low-maintenance, and available in a selection of refined tones, this collection is designed to elevate any interior or exterior setting with its distinctive and stylish appeal.

COSMO

COLOURS, FORMATS & FINISHES

								
In/Out P4	White Terrazzo	White Plain	Smoke Terrazzo	Smoke Plain	Sand Terrazzo	Sand Plain	Grey Terrazzo	Grey Plain
600 x 1200mm	●	●	●	●	●	●	●	●
600 x 600mm	●	●	●	●	●	●	●	●
300 x 600mm	●	●	●	●	●	●	●	●
300 x 300mm	●		●		●		●	

FINISH: **IN/OUT** | CATEGORY: PORCELAIN TILES | EDGE DETAIL: RECTIFIED | V RATING: V3



Colour variation is an inherent property of all kiln-fired products. Tiles supplied may vary from samples provided. All slip ratings are provided subject to the guidelines outlined in our terms and conditions.




Sand




600 x 600mm
54334 (in/out) P4



600 x 600mm
54319 (in/out) P4



300 x 600mm
54333 (in/out) P4



300 x 600mm
54318 (in/out) P4



300 x 300mm
54317 (in/out) P4



600 x 1200mm
54342 (in/out) P4




600 x 1200mm
54320 (in/out) P4



Grey



600 x 600mm
54340 (in/out) P4




600 x 600mm
54329 (in/out) P4




300 x 600mm
54339 (in/out) P4



300 x 600mm
54328 (in/out) P4



300 x 300mm
54327 (in/out) P4



600 x 1200mm
54344 (in/out) P4




600 x 1200mm
54330 (in/out) P4


White



600 x 600mm
54336 (in/out) P4




300 x 600mm
54335 (in/out) P4




600 x 1200mm
54341 (in/out) P4





600 x 600mm
54314 (in/out) P4



300 x 600mm
54313 (in/out) P4



600 x 1200mm
54315 (in/out) P4




300 x 300mm
54312 (in/out)
P4


Smoke



600 x 600mm
54338 (in/out) P4




300 x 600mm
54337 (in/out) P4




600 x 1200mm
54343 (in/out) P4



600 x 600mm
54324 (in/out) P4



300 x 600mm
54323 (in/out) P4












600 x 1200mm
54325 (in/out) P4



300 x 300mm
54322 (in/out)
P4

Technical Specification

	Properties	Test Method	Required Value	Value	Applies to
	Water absorption	ASTM C373	$\leq 0.5\%$	$\leq 0.11\%$	Full range
	Breaking strength	ASTM C648	≥ 1100 N	≥ 2143 N	Full range
	Abrasion resistance	ASTM C1027	As reported	Class 3	Full range
	Slip resistance (oil wet ramp test)	AS 4586:2013	N/A	N/A	Full range
	Slip resistance (wet pendulum test)	AS 4586:2013	N/A	P4 - In/out	Full range
	Chemical resistance	ASTM C650	As reported	Class A	Full range
	Stain resistance	ASTM C1378	As reported	Class A	Full range
	Origin	N/A	N/A	China	Full range
	Shade variation	N/A	N/A	V3	Full range

Packing Information

Tile description		Quantity per box	Quantity per m2		Quantity per pallet	
Size (mm)	Texture	Pieces	Pieces	Weight	m2	boxes
300 x 300	In/out	11	11.11	21.72 kg	55.44	56
300 x 600	In/out	8	5.56	21.53 kg	57.60	40
600 x 600	In/out	4	2.78	21.53 kg	57.60	40
600 x 1200	In/out	2	1.39	22.05 kg	40.32	28



The data and information contained in these specification sheets are indicative only unless stated otherwise. As ColorTile cannot control the conditions under which these products are manufactured, the specifications supplied should be considered as suggested guidelines only and are subject to batch variation. The information contained in these specification sheets should not be considered a warranty, expressed or implied, including, but not limited to, a warranty of merchantability or fitness for a particular purpose. To the maximum extent permitted by law, ColorTile will not be responsible for damages of any nature resulting from the use or reliance upon the information contained in this data sheet. No express or implied warranties are given in respect of any specification provided herein other than those that cannot be excluded under the Australian Consumer Law.