

Urban Wall

The Urban range is a modern take on the subway tiles of yesteryear. Whether laid in a traditional or individualized fashion, Urban is perfect for internal feature walls or splashbacks. The range is available in 5 colourways Black, Dark Grey, Light Grey, Light Taupe and White in both matt and gloss and one size of 75 x 300mm.

URBAN WALL

COLOURS



Black



Light Grey



Light Taupe



White

FORMATS




75 x 300mm

FINISH: **GLOSS** | CATEGORY: CERAMIC WALL TILES | EDGE DETAIL: UNRECTIFIED | V RATING: V1
FINISH: **MATT** | CATEGORY: CERAMIC WALL TILES | EDGE DETAIL: UNRECTIFIED | V RATING: V1

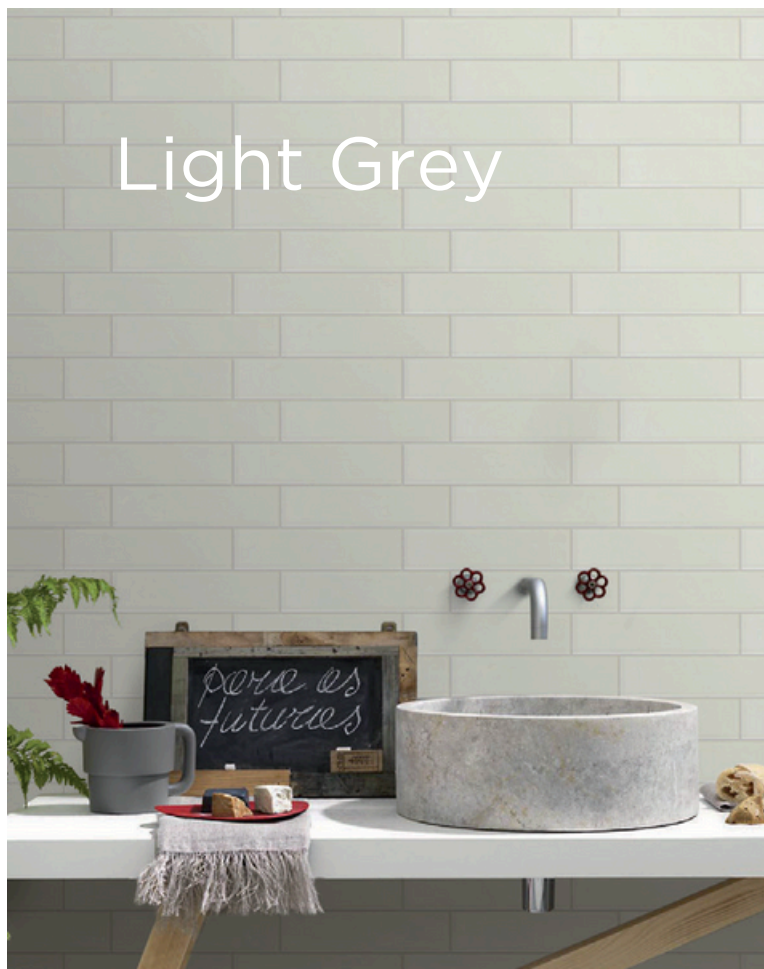


Black



75 x 300mm
51751 (gloss wall)
51752 (matt wall)

Light Grey



75 x 300mm
51747 (gloss wall)
51748 (matt wall)

Light Taupe












75 x 300mm
51749 (gloss wall)
51750 (matt wall)

White



75 x 300mm
51743 (gloss wall)
51744 (matt wall)

Technical Specification

| | Properties | TestMethod | Required Value | Value | Applies to |
|--|-----------------------------|--------------|--|--|------------|
|  | Water absorption | ISO 10545-3 | > 10% | 16% | Full range |
|  | Determination of dimensions | ISO 10545-2 | Length and width $\pm .50\%$ Thickness $\pm 10.00\%$ Edge straightness $\pm 0.3\%$ Surface flatness $\pm 0.5\%$ | Length and width $\pm .02\%$ Thickness $\pm 10.00\%$ Edge straightness $\pm 0.3\%$ Surface flatness $\pm 0.5\%$ | Full range |
|  | Breaking strength | ISO 10545-4 | ≥ 200 N | 522 N | Full range |
|  | Modulus of rupture | ISO 10545-4 | ≥ 15 Mpa | 19 Mpa | Full range |
|  | Abrasion resistance | ISO 10545-6 | As reported | Class 3 @ 750 revolutions | Full range |
|  | Chemical resistance | ISO 10545-13 | Minimum GB | GLA, GA | Full range |
|  | Stain resistance | ISO 10545-14 | Minimum class 3 | Class 5 | Full range |
|  | Origin | N/A | N/A | China | Full range |
|  | Shade variation | N/A | N/A | V1 | Full range |

Packing Information

| Tile description | | Quantityper box | Quantity per m2 | | Quantity per pallet | |
|------------------|---------------|-----------------|-----------------|----------|---------------------|-------|
| Size (mm) | Texture | Pieces | Pieces | Weight | m2 | boxes |
| 75 x 300 | Gloss Matt | 50 | 44.44 | 14.50 kg | 90.00 | 80 |



The data and information contained in these specification sheets are indicative only unless stated otherwise. As ColorTile cannot control the conditions under which these products are manufactured, the specifications supplied should be considered as suggested guidelines only and are subject to batch variation. The information contained in these specification sheets should not be considered a warranty, expressed or implied, including, but not limited to, a warranty of merchantability or fitness for a particular purpose. To the maximum extent permitted by law, ColorTile will not be responsible for damages of any nature resulting from the use or reliance upon the information contained in this data sheet. No express or implied warranties are given in respect of any specification provided herein other than those that cannot be excluded under the Australian Consumer Law.