



# Tundra

The look of Tundra is a timeless staple. Our Tundra range gives you the beauty of natural marble, without any of the associated maintenance, making this the perfect choice for classic, coastal and modern styles alike. Available in 3 colourways and 4 different sizes, there is a Tundra available for every need.




# TUNDRA

## COLOURS



Beige




Bianco




Grigio


## FORMATS



600 x 600mm  
(10 Faces)



300 x 600mm  
(20 Faces)




300 x 300mm  
(40 Faces)

FINISH: **IN/OUT** | CATEGORY: PORCELAIN TILES | EDGE DETAIL: RECTIFIED | V RATING: V2






# Beige



300 x 300mm  
53186 (in/out)



600 x 300mm  
53182 (in/out)




600 x 600mm  
53178 (in/out)



600 x 1200mm  
53779 (in/out)




# Bianco




300 x 300mm  
53183 (in/out)



600 x 300mm  
53179 (in/out)




600 x 600mm  
53175 (in/out)




600 x 1200mm  
53781 (in/out)




# Grigio



300 x 300mm  
53185 (in/out)



600 x 300mm  
53181 (in/out)









600 x 600mm  
53177 (in/out)



600 x 1200mm  
53780 (in/out)

# Technical Specification

Properties	Test Method	Required Value	Value
 Determination of dimensions	GBT 38102.2016	Length and width $\pm 0.6\%$ Thickness $\pm 5.00\%$ Edge straightness $\pm 0.5\%$ Surface flatness $\pm 0.5\%$	Length and width $\pm 0.01\%$ Thickness $\pm 1.00\%$ Edge straightness $\pm 0.01\%$ Surface flatness $\pm 0.07\%$
 Water absorption	GBT 38103.2016	$\geq 0.5\%$	$\geq 0.8\%$
 Breaking strength	GBT 38104.2016	Min. 1300 N	1779 N
 Modulus of rupture	GBT 38104.2016	Min. 30 N/mm <sup>2</sup>	$\geq 31.3$ N/mm <sup>2</sup>
 Abrasion resistance	GBT 38107.2016	Report abrasion class	Class 3
 Chemical resistance	ISO 10545-13	Min. UB	GA, GLA, GHA
 Stain resistance	ISO 10545-14	Min class 3	Class 5
 Origin	N/A	N/A	China
 Shade variation	N/A	N/A	V2
 Number of faces	N/A	N/A	12

# Packing Information

Tile description		Quantity per box	Quantity per m2		Quantity per pallet	
Size (mm)	Texture	Pieces	Pieces	Weight	m2	boxes
300 x 300	In/out	11	11.11	20.20 kg	55.44	56
300 x 600	In/out	8	5.56	20.83 kg	57.60	40
600 x 600	In/out	4	2.78	20.83 kg	57.60	40
600 x 1200	In/out	2	1.39	23.60 kg	54.72	38



The data and information contained in these specification sheets are indicative only unless stated otherwise. As ColorTile cannot control the conditions under which these products are manufactured, the specifications supplied should be considered as suggested guidelines only and are subject to batch variation. The information contained in these specification sheets should not be considered a warranty, expressed or implied, including, but not limited to, a warranty of merchantability or fitness for a particular purpose. To the maximum extent permitted by law, ColorTile will not be responsible for damages of any nature resulting from the use or reliance upon the information contained in this data sheet. No express or implied warranties are given in respect of any specification provided herein other than those that cannot be excluded under the Australian Consumer Law.