

# Isla

The Isla range is an Australian-made glazed tile replicating the look of Terrazzo designed using the latest digital printing technology. Available in 3 colourways – Beige, Grey and White – and in 300 x 300mm, 300 x 600mm, 450 x 450mm and 600 x 600mm matt finish, as well as 450 x 450mm and 600 x 600mm external finish with a P5 rating, Isla offers a complete indoor and outdoor solution.






# Beige




300 x 300mm  
54026 (matt) P3



300 x 600mm  
54027 (matt) P3



450 x 450mm  
54028 (matt) P3  
54029 (textured) P5




600 x 600mm  
54030 (matt) P3  
54070 textured P5


# Grey



300 x 300mm  
52758 (matt) P3




300 x 600mm  
54024 (matt) P3




450 x 450mm  
52761 (matt) P3  
52764 (textured) P5




600 x 600mm  
54025 (matt) P3  
54071 textured P5




**300 x 300mm**  
52757 (matt) P3



**300 x 600mm**  
54022 (matt) P3







**450 x 450mm**  
52760 (matt) P3  
52763 (textured) P5



**600 x 600mm**  
54023 (matt) P3  
54073 textured P5

# Technical Specification

	Properties	Test Method	Required Value	Value	Applies to
	Water absorption	ISO 10545-3	$\leq 0.5\%$	$\leq 3\%$	All finishes
	Determination of dimensions	ISO 10545-2	Length and width $\pm 0.5\%$ Thickness $\pm 5.00\%$ Edge straightness $\pm 0.5\%$ Surface flatness $\pm 5\%$	Length and width 0.5% Thickness 5.0% Edge straightness 0.6% Surface flatness 0.5%	All finishes
	Breaking strength	ISO 10545-4	$\geq 12$ N/mm	30 N/mm	All finishes
	Abrasion resistance	ISO 10545-6	Class 3 min	Complies with standards	All finishes
	Slip resistance (wet pendulum test)	Wet pendulum test	N/A	P5 – Textured P3 – Matt	Full range
	Chemical resistance	ISO 10545-13	GB min.	Complies with standards	All finishes
	Stain resistance	ISO 10545-14	Class 3 min.	Complies with standards	All finishes
	Origin	N/A	N/A	Australia	Full range
	Shade variation	N/A	N/A	V2	Full range



# Packing Information

Tile description		Quantity per box	Quantity per m2		Quantity per pallet	
Size (mm)	Texture	Pieces	Pieces	Weight	m2	boxes
300 x 300	Matt	22	11.11	14.05 kg	92.16	48
300 x 600	Matt	8	5.56	13.00 kg	69.12	48
450 x 450	Matt Textured	7	4.93	16.74 kg	113.60	80
600 x 600	Matt Textured	4	2.78	13.00 kg	69.12	48



The data and information contained in these specification sheets are indicative only unless stated otherwise.

As ColorTile cannot control the conditions under which these products are manufactured, the specifications supplied should be considered as suggested guidelines only and are subject to batch variation. The information contained in these specification sheets should not be considered a warranty, expressed or implied, including, but not limited to, a warranty of merchantability or fitness for a particular purpose. To the maximum extent permitted by law, ColorTile will not be responsible for damages of any nature resulting from the use or reliance upon the information contained in this data sheet. No express or implied warranties are given in respect of any specification provided herein other than those that cannot be excluded under the Australian Consumer Law.