

# Aura

The Aura range is a carefully selected range of marble mosaics curated from around the world. Available in a variety of different subtle coloured marble mosaics sourced from the earth. In the aura range we have Ming Green, Norweigan Pink, Blue Sandstone, Pietra Grey, and the classic Carrara. All are available in a variety of different mosaic patterns such as Herringbone, Pennys, Brickbond, Fan and Squares.





# Blue Sandstone




Herringbone 214 x 263mm (sht)  
35 x 150mm (pce)  
53030 (honed)



Brick 300 x 300mm (sht)  
23 x 148mm (pce)  
53029 (honed)



Fan 244 x 263mm (sht)  
80 x 68mm (pce)  
53031 (honed)




Penny 287 x 304mm (sht)  
23mm Diameter (pce)  
53032 (honed)



# Norwegian Pink



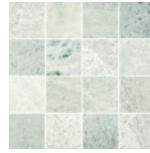
Herringbone 214 x 263mm (sht)  
35 x 150mm (pce)  
53034 (honed)



Penny 287 x 304mm (sht)  
23mm Diameter (pce)  
53035 (honed)




# Ming Green




Square 305 x 305mm (sht)  
75 x 75mm (pce)  
53040 (honed)




Herringbone 214 x 263mm (sht)  
35 x 150mm (pce)  
53037 (honed)



Brick 300 x 300mm (sht)  
23 x 148mm (pce)  
53036 (honed)




Fan 244 x 263mm (sht)  
80 x 68mm (pce)  
53038 (honed)



Penny 287 x 304mm (sht)  
23mm Diameter (pce)  
53039 (honed)




# New Grey




Square 305 x 305mm (sht)  
75 x 75mm (pce)  
53045 (honed)



Herringbone 214 x 263mm (sht)  
35 x 150mm (pce)  
53042 (honed)



Penny 287 x 304mm (sht)  
23mm Diameter (pce)  
53044 (honed)



Fan 244 x 263mm (sht)  
80 x 68mm (pce)  
53043 (honed)



# Carrara



Square 305 x 305mm (sht)  
75 x 75mm (pce)  
53050 (honed)




Herringbone 214 x 263mm (sht)  
35 x 150mm (pce)  
53047 (honed)



Brick 300 x 300mm (sht)  
23 x 148mm (pce)  
53046 (honed)




Fan 244 x 263mm (sht)  
80 x 68mm (pce)  
53048 (honed)



Penny 287 x 304mm (sht)  
23mm Diameter (pce)  
53049 (honed)




# Pietra Grey



Square 305 x 305mm (sht)  
75 x 75mm (pce)  
53055 (honed)






Fan 244 x 263mm (sht)  
80 x 68mm (pce)  
53053 (honed)



Penny 287 x 304mm (sht)  
23mm Diameter (pce)  
53054 (honed)

# Technical Specification

Properties	Test Method	Required Value	Value	Applies to
 Slip resistance (wet pendulum test)	N/A	N/A	N/A	N/A
 Origin	N/A	N/A	China	All colours
 Shade variation	N/A	N/A	V2 V3 V4	New Grey, Carrara, Pietra Grey Ming Green Blue Sandstone, Norwegian Pink



# Packing Information

Tile description		Quantity per box	Quantity per m2		Quantity per pallet	
Size (mm)	Texture	Pieces	Pieces	Weight	m2	boxes
Brick	Polished	11	11.11	19.49 kg	71.28	72
Fan	Polished	11	15.58	19.69 kg	50.82	72
Herringbone	Polished	11	17.68	20.90 kg	45.41	73
Penny	Polished	11	11.46	19.59 kg	69.10	72
Square	Polished	11	11.46	19.06 kg	69.10	72

## GENERAL:

Natural Stone is subject to variation in colour, veining & texture, this is the beauty of natural stone. We recommend you check product before installation, open various boxes until a desired blend is achieved.

**No warranty claims will be accepted once product is installed.**

## INSTALLATION:

All substrates should be free from contaminates and prepared according to the adhesive manufacturers installation specifications.

We recommend use of a white adhesive, please refer to your preferred adhesive supplier.

In areas such as shower bases we recommend that the mosaic should have adhesive applied (buttered) on the back of each sheet as well as on the base, to get maximum coverage of adhesive on the meshed surface.

Prior to grouting, clean mosaics with a neutral cleaner, never use acidic or high alkaline cleaners as they will alter the surface of the product. Apply one coat of a natural sealer with a lamb's wool applicator or soft cloth. Buff off any excess sealer 15 minutes after applying, this will protect the marble from grouting stains and allows easier removal of grout haze.

Unsanded grout is recommended as it will not scratch the surface. It is not recommended to use black grout on light marble.

After grouting clean mosaics with a neutral cleaner and allow to dry completely before applying natural sealer, this will protect against staining.

If caulking is required do not use acid cure silicone, only neutral cure silicone is recommended.

If unsure in regard to laying, grouting, sealing or cleaning natural stone, we recommend doing a test prior to application.

## ONGOING MAINTENANCE:

Do not use any acid based cleaners, strong alkaline cleaners, or cleaners that may contain abrasive chemicals. Only neutral cleaners (i.e dishwashing detergent) are recommended.

Avoid metal scourers, always use a soft clean cloth.



*The data and information contained in these specification sheets are indicative only unless stated otherwise.*

*As ColorTile cannot control the conditions under which these products are manufactured, the specifications supplied should be considered as suggested guidelines only and are subject to batch variation. The information contained in these specification sheets should not be considered a warranty, expressed or implied, including, but not limited to, a warranty of merchantability or fitness for a particular purpose.*

*To the maximum extent permitted by law, ColorTile will not be responsible for damages of any nature resulting from the use or reliance upon the information contained in this data sheet.*

*No express or implied warranties are given in respect of any specification provided herein other than those that cannot be excluded under the Australian Consumer Law.*