

# ColorTile Highlights

Pavers



Autumn 2024

A modern outdoor pool area with a grey tiled deck, black lounge chairs, and a building in the background. The scene is set against a backdrop of a lush green hillside and a clear blue sky with a few wispy clouds. The pool water is a vibrant blue, and the deck features a series of dark, rectangular tiles with a subtle pattern. The building in the background has a balcony with a railing and some potted plants.

**Where style comes to life™**



## Pavers

Mars	5
Norcia	7
What is shade variation?	9



# Pavers





# Mars


4 colourways, 2 sizes, V3

Features: glazed porcelain paver 20mm; rectified edge (R/T)

Suggested uses: stepping stones; pool surrounds; poly pad elevated floors




**Cinder R/T**  
398 x 600mm Coping  
53654 (textured) P5



**Beige R/T**  
600 x 600mm  
53291 (matt 2cm paver) P5




**Cinder R/T**  
600 x 600mm  
53295 (matt 2cm paver) P5



**Graphite R/T**  
398 x 600mm Coping  
53655 (textured) P5



**Light R/T**  
398 x 600mm Coping  
53652 (textured) P5



**Graphite R/T**  
600 x 600mm  
53299 (matt 2cm paver) P5



**Light R/T**  
600 x 600mm  
53287 (matt 2cm paver) P5





# Norcia

3 colourways, 2 sizes, V3

Features: glazed porcelain paver 20mm; rectified edge (R/T)

Suggested uses: stepping stones; pool surrounds; poly pad elevated floors




**Beige**  
398 x 600mm Coping  
53708 (textured) P5




**Light**  
398 x 600mm Coping  
53703 (textured) P5




**Silver**  
398 x 600mm Coping  
53713 (textured) P5



**Beige**  
600 x 600mm  
53709 (textured 2cm thick) P5



**Light**  
600 x 600mm  
53704 (textured 2cm thick) P5



**Silver**  
600 x 600mm  
53714 (textured 2cm thick) P5

## Sydney Metro

### **Brookvale**

271 Harbord Road,  
Brookvale NSW 2099  
p. 1300 042 531

### **Miranda**

1/189 Port Hacking Road (North),  
Miranda NSW 2228  
p. 1300 054 756

### **Narellan**

296 Camden Valley Way,  
Narellan NSW 2567  
p. 1300 062 402

### **Newport**

4/343 Barrenjoey Road,  
Newport NSW 2106  
p. 1300 854 914

### **Padstow**

107 Fairford Road,  
Padstow NSW 2211  
p. 1300 068 625

### **Wentworthville**

405 Great Western Highway,  
Wentworthville NSW 2145  
p. 1300 069 836

### **Woollahra**

146 Edgecliff Road,  
Woollahra NSW 2025  
p. 1300 195 930

## Regional NSW

### **Beresfield**

Unit 3, 26 Balook Drive,  
Beresfield NSW 2322  
p. 1300 036 944

### **Coffs Harbour**

155 Orlando Street,  
Coffs Harbour NSW 2450  
p. 1300 042 899

### **Grafton**

56B Pound Street,  
Grafton 2460  
p. 1300 194 361

### **Port Macquarie**

181 Lake Road,  
Port Macquarie NSW 2444  
p. 1300 068 875

 [colortile.com.au](https://colortile.com.au)

 [colortile\\_australia](https://www.instagram.com/colortile_australia)

 [ColorTileAustralia](https://www.facebook.com/ColorTileAustralia)

## What is shade variation?

The shade (colour, tone, texture and value) of all ceramic floor tiles vary. To help identify the expected variation, the indicators are:

**V1 LOW VARIATION:** Least possible shade variation among pieces of tile in a box of this product. When installed, this tile shade provides a uniform appearance and give floors and walls an even harmony.

**V2 MODERATE VARIATION:** Low to moderate shade variation. Like most natural materials, this tile has a subtle variation that adds a refined modulation to floors and walls.

**V3 HIGH VARIATION:** Considerable shade variation present among pieces of tile in a box of this product. The tiles share the same core colours, but with more variation between the colours. It provides a spontaneous shade variation within the same colour range that highlights the lustrous texture variations.

**V4 RANDOM VARIATION:** Highest possible shade variation. For this colours vary from tile to tile. The luxurious shade and colour shifts create customised floor and wall tiles which allow for rich fashion statements to emerge.



Low  
Variation



Moderate  
Variation



High  
Variation



Random  
Variation

Shade variation is based on production run. Some tiles look the same when they belong to the same production run, but different when they have been produced in different runs. The changes relate to slight temperature or colouring changes.

**RECOMMENDATIONS** – Once delivered, check the tiles in all cartons to see if they are the same colour. Also check the code numbers of the boxes to see if they are from the same batch.

