

Mars

Beige, Cinder, Graphite, Light, Mars is a many-coloured and complex stone that bears the traces of the ages and reveals to us the simplicity with which Mother Nature creates masterpieces.

We reproduced the stone in its natural colours, preserving the design and the surface to be able to bring it to our homes in all its purity. Mars envelops us in well-being and harmony as only uncontaminated nature can do.


Cherished aesthetics, perfect in ergonomic and modular sizes. It offers excellent technical characteristics and absolute usability.



Beige



300 x 300mm
53288 (in/out) P4



300 x 600mm
53289 (in/out) P4



600 x 600mm
53290 (in/out) P4
53291 (textured 2cm paver) P5



Cinder



300 x 300mm
53292 (in/out) P4



300 x 600mm
53293 (in/out) P4




600 x 600mm
53294 (in/out) P4
53295 (textured 2cm paver) P5



600 x 1200mm
53715 (in/out) P4



Graphite



300 x 300mm
53296 (in/out) P4



300 x 600mm
53297 (in/out) P4



600 x 600mm
53298 (in/out) P4
53299 (textured 2cm paver) P5



600 x 1200mm
53717 (in/out) P4




Light



300 x 600mm
53285 (in/out) P4



300 x 300mm
53284 (in/out) P4



600 x 600mm
53286 (in/out) P4



600 x 1200mm
53716 (in/out) P4

Technical Specification

Properties	Test Method	Required Value	Value	Applies to
 Water absorption	EN ISO 10545-3	≤ 0.5%	≤ 0.5%	Full range
 Determination of dimensions	EN ISO 10545-2	Length and width ± 0.6% Thickness ± 5.00% Transmutation ± 0.5%	Length and width + 0.1% Thickness - 3% Transmutation ± 0.2%	Full range
 Breaking strength	EN ISO 10545-4	≥ 1300 N	≥ 1300 N	Full range
 Modulus of rupture	EN ISO 10545-4	≥ 35 N/mm	≥ 35 N/mm	Full range
 Abrasion resistance	EN ISO 10545-7	≤ 205mm	≤ 160mm	Full range
 Slip resistance (wet pendulum test)	AS 4586-2013/ AMDT1-2017	N/A	P4 - In/out P5 - Textured	Full range
 Chemical resistance	EN ISO 10545-13	Min. GB	Pass	Full range
 Stain resistance	ISO 10545-14	Min class 3	Pass	Full range
 Origin	N/A	N/A	China	Full range
 Shade variation	N/A	N/A	V3	Full range

Packing Information

Tile description		Quantity per box	Quantity per m2		Quantity per pallet	
Size (mm)	Texture	Pieces	Pieces	Weight	m2	boxes
300 x 300	In/out	11	11.11	21.78 kg	55.44	56
300 x 600	In/out	8	5.56	45.36 kg	57.60	40
600 x 600	In/out	4	2.78	45.36 kg	57.60	40
600 x 600 2cm pavers	Textured	2	2.78	47.22 kg	28.80	40
600 x 1200	In/out	2	1.39	24.30 kg	86.40	60

The data and information contained in these specification sheets are indicative only unless stated otherwise.

As ColorTile cannot control the conditions under which these products are manufactured, the specifications supplied should be considered as suggested guidelines only and are subject to batch variation. The information contained in these specification sheets should not be considered a warranty, expressed or implied, including, but not limited to, a warranty of merchantability or fitness for a particular purpose.

To the maximum extent permitted by law, ColorTile will not be responsible for damages of any nature resulting from the use or reliance upon the information contained in this data sheet.

No express or implied warranties are given in respect of any specification provided herein other than those that cannot be excluded under the Australian Consumer Law.