


Basics

Basics offers a range of wall tiles in both a 300 x 600mm rectified format and 300 x 450mm cushioned edge format, available in four colourways Bone White, Cool Grey, Warm Grey and White, basics is suitable for internal wall applications for both domestic and commercial applications.




BASICS

COLOURS




Bone White



Cool Grey




Warm Grey




White

FORMATS



300 x 600mm



300 x 450mm

FINISH: **GLOSS** | CATEGORY: CERAMIC TILES | EDGE DETAIL: UNRECTIFIED | V RATING: V1

FINISH: **MATT** | CATEGORY: CERAMIC TILES | EDGE DETAIL: UNRECTIFIED | V RATING: V1


FINISH: **GLOSS** | CATEGORY: CERAMIC TILES | EDGE DETAIL: RECTIFIED | V RATING: V1

FINISH: **MATT** | CATEGORY: CERAMIC TILES | EDGE DETAIL: RECTIFIED | V RATING: V1






Bone White




300 x 450mm
52245 (gloss wall)

Cool Grey




300 x 450mm
52246 (gloss wall)

Warm Grey




300 x 450mm
52263 (gloss wall)

White











300 x 600 x 8.5mm
51189 (gloss)
51188 (matt)



300 x 450mm
52259 (gloss)
52260 (matt)

Technical Specification

	Properties	TestMethod	Required Value	Value	Applies to
	Water absorption	ISO 10545-3	$\leq 0.5\%$	14.20%	300 x 600mm sample only
	Determination of dimensions	ISO 10545-2	Length and width $\pm 0.5\%$ Thickness $\pm 5.00\%$	Length 0.06% Width 0.02% Thickness 0.93%	300 x 600mm sample only
	Breaking strength	ISO 10545-4	≥ 1300 N	1139 N	300 x 600mm sample only
	Abrasion resistance	ISO 10545-6	Class 3 min.	Complies with standards	300 x 600mm sample only
	Chemical resistance	ISO 10545-13	GB min.	GA, GLA	300 x 600mm sample only
	Stain resistance	ISO 10545-14	Class 3 min.	Class 5	300 x 600mm sample only
	Origin	N/A	N/A	China	Full range
	Shade variation	N/A	N/A	V1	Full range

Packing Information

Tile description		Quantityper box	Quantity per m2		Quantity per pallet	
Size (mm)	Texture	Pieces	Pieces	Weight	m2	boxes
300 x 450	Gloss Matt	11	7.41	16.50 kg	89.10	60
300 x 600	Gloss Matt	8	5.56	15.50 kg to 18.20 kg	86.40	60



The data and information contained in these specification sheets are indicative only unless stated otherwise. As ColorTile cannot control the conditions under which these products are manufactured, the specifications supplied should be considered as suggested guidelines only and are subject to batch variation. The information contained in these specification sheets should not be considered a warranty, expressed or implied, including, but not limited to, a warranty of merchantability or fitness for a particular purpose. To the maximum extent permitted by law, ColorTile will not be responsible for damages of any nature resulting from the use or reliance upon the information contained in this data sheet. No express or implied warranties are given in respect of any specification provided herein other than those that cannot be excluded under the Australian Consumer Law.