

ColorTile Highlights

Stone look

Autumn 2024



Where style comes to life™



The stone look

Norcia	5
Touchstone	9
Tuffeau	11
Sella	13
Filita	15
Esla	17
Borgogna White	19
Reverso	21
Mas de Provence	25
Massive Stone	27
Aquitaine	29
Lagos	31
Cemento Pietra	33
Lusso	35
Riverstone	37
Kempsey	39
Albany	41
Bristol	43
Renegade	45
What is shade variation?	49



The look of stone

- Identical stone look
- Very low maintenance
- No sealing required
- Easy to clean
- No staining
- Hard wearing
- Superior performance to natural product
- Glazed porcelain tiles





Norcia

3 colourways, 6 sizes, V3

Features: glazed porcelain wall and floor tile; rectified edge (R/T)

Suggested uses: internal and external floors; wet areas; heavy traffic areas; pool surrounds



Beige
75 x 300mm
53751 (in/out) P4




Beige
300 x 300mm mosaic
53748 (in/out) P4




Beige
300 x 600mm
(48 faces)
53705 (in/out) P4




Beige
398 x 600mm Coping (24 faces)
53708 (textured) P5




Beige
600 x 600mm (24 faces)
53706 (in/out) P4
53709 (textured 2cm thick) P5




Beige
600 x 1200mm (12 faces)
53707 (in/out) P4



Grey
75 x 300mm (192 faces)
53931 (in/out) P4




Grey
300 x 300mm mosaic
53930 (in/out) P4



Grey
300 x 600mm
(48 faces)
53925 (in/out) P4



Grey
398 x 600mm Coping (24 faces)
53926 (textured) P5



Grey
600 x 600mm (24 faces)
53927 (in/out) P4
53928 (textured 2cm thick) P5




Grey
600 x 1200mm (12 faces)
53929 (in/out) P4

Norcia (continued)



Light
L75 x 300mm (192 faces)
53750 (in/out)



Light
300 x 300mm mosaic
53747 (in/out)




Light
300 x 600mm
(48 faces)
53700 (in/out)



Light
398 x 600mm Coping (24 faces)
53703 (in/out)




Light
600 x 600mm (24 faces)
53701 (in/out)
53704 (in/out)



Light
600 x 1200mm (12 faces)
53702 (in/out)



Silver
75 x 300mm (192 faces)
53749 (in/out) P4



Silver
300 x 300mm mosaic
53746 (in/out) P4




Silver
300 x 600mm
(48 faces)
53710 (in/out) P4



Silver
398 x 600mm Coping (24 faces)
53713 (textured) P5



Silver
600 x 600mm (24 faces)
53711 (in/out) P4
53714 (textured 2cm thick) P5



Silver
600 x 1200mm (12 faces)
53712 (in/out) P4



Made in Italy



Touchstone


3 colourways, 1 size, V3

Features: glazed porcelain wall and floor tile; rectified edge (R/T)


Suggested uses: internal floors and walls; feature areas; wet areas



Gold
600 x 1200mm
53755 (polished matt)
53777 (external outdoor) P5



Grey
600 x 1200mm
53757 (polished matt)
53778 (external outdoor) P5



White
600 x 1200mm
53753 (polished matt)
53776 (external outdoor) P5

Made in Italy



Tuffeau


3 colourways, 2 sizes, V4

Features: glazed porcelain wall and floor tile; timeless style; additional French Pattern look

Suggested uses: internal and external floors; wet areas; heavy traffic areas; pool surrounds



Bianco
408 x 614mm
53576 (matt)
53577 (external)



Dorado
408 x 614mm
53579 (external)



Terra
408 x 614mm
53581 (external)



Bianco
French Pattern
53582 (matt) P2
53583 (external) P5



Dorado
French Pattern
53584 (matt) P2
53585 (external) P5



Terra
French Pattern
53586 (matt) P2
53587 (external) P5

Made in Spain



Sella

3 colourway, 1 size, V3

Features: glazed porcelain structured wall tile; contemporary style; stack-stone alternative

Suggested uses: internal and external walls; feature walls; planter boxes; indoor/outdoor and driveway



Grey
440 x 660mm
53639 (textured) P5



Natural
440 x 660mm
53640 (textured) P5



White
440 x 660mm
53638 (textured) P5

Made in Spain



Filita

1 colourway, 2 sizes, V4

Features: glazed porcelain structured wall tile; contemporary style; stack-stone alternative

Suggested uses: internal and external walls; feature walls; planter boxes; indoor/outdoor and driveway



Cobblestone
440 x 660mm
53643 (textured) P5



Flagstone
440 x 660mm
53644 (textured) P5

Made in Spain



Esla

1 colourway, 2 sizes, V2

Features: glazed porcelain structured wall tile; contemporary style; stack-stone alternative

Suggested uses: internal and external walls; feature walls; planter boxes; indoor/outdoor and driveway



Cobblestone
440 x 660mm
53641 (textured) P5



Flagstone
440 x 660mm
53642 (textured) P5

Made in Spain



Borgogna White

1 colourway, 2 sizes, V2

Features: glazed porcelain structured wall tile; contemporary style; stack-stone alternative

Suggested uses: internal and external walls; feature walls; planter boxes; indoor/outdoor and driveway



Cobblestone
440 x 660mm
53647 (textured) P5



Flagstone
440 x 660mm
53648 (textured) P5

Made in Italy



Reverso

6 colourways, 2 sizes, V3

Features: glazed porcelain wall and floor tile; rectified edge (R/T)


Suggested uses: internal and external floors; wet areas; heavy traffic areas; pool surrounds



Avorio R/T
300 x 600mm
51253 (matt) P2



Beige R/T
300 x 600mm
51257 (matt) P2



Black R/T
300 x 600mm
51442 (matt) P2



Avorio R/T
600 x 1200mm
51652 (matt) P2
53963 (textured) P5



Beige R/T
600 x 1200mm
52303 (matt) P2
53964 (textured) P5


Reverso (continued)



Grigio R/T
300 x 600mm
51261 (matt) P2



Silver R/T
300 x 600mm
51434 (matt) P2



White R/T
300 x 600mm
51438 (matt) P2



Grigio R/T
600 x 1200mm
53965 (matt) P2
53966 (textured) P5



Silver R/T
600 x 1200mm
53968 (matt) P2
53969 (textured) P5



White R/T
600 x 1200mm
53569 (matt) P2
53967 (textured) P5



Made in Italy



Mas De Provence

2 colourways, 3 sizes, V2

Features: glazed porcelain wall and floor tile; rectified edge (R/T)

Suggested uses: internal and external floors; wet areas; heavy traffic areas



Cloud R/T
296 x 595mm
52314 (matt) P2




Ivory R/T
296 x 595mm
52313 (matt) P2




Cloud R/T
445 x 900mm
52316 (matt) P2
52318 (textured) P4




Ivory R/T
445 x 900mm
52315 (matt) P2
52317 (textured) P4



Cloud R/T
900 x 900mm
52326 (matt) P2
52328 (textured) P4



Ivory R/T
900 x 900mm
52325 (matt) P2
52327 (textured) P4



Made in Italy

Massive Stone

2 colourways, 1 size, V3

Features: glazed porcelain wall and floor tile; cushion edge; 20mm Paver with rectified edge (R/T)

Suggested uses: internal and external floors; wet areas; heavy traffic areas; pool surrounds



Ash
408 x 614mm
52980 (matt) P3
52981 (textured) P5



Moon
408 x 614mm
52972 (matt) P3
52973 (textured) P5

Made in Italy



Aquitaine

3 colourways, 2 sizes, V2

Features: glazed porcelain wall and floor tile; timeless style; additional French Pattern look

Suggested uses: internal and external floors; wet areas; heavy traffic areas; pool surrounds



Beige
408 x 614mm
50512 (matt) P4
50513 (textured) P5



Grigio
408 x 614mm
50517 (matt) P4
50518 (textured) P5



Silver
408 x 614mm
53830 (textured) P5



Beige
French Pattern*
50514 (matt) P4
50515 (textured) P5



Grigio
French Pattern*
50519 (matt) P4
50520 (textured) P5



Silver
French Pattern*
53831 (textured) P5

* French Pattern contains the following sizes: 408 x 614mm + 408 x 408mm + 203 x 408mm + 203 x 203mm = 0.75sqm

Made in Italy



Lagos

2 colourways, 2 sizes, V3

Features: glazed porcelain wall and floor tile; rectified edge (R/T)

Suggested uses: internal and external floors; wet areas; heavy traffic areas; pool surrounds



Ivory R/T
300 x 600mm
52430 (matt) P2



Light Grey R/T
300 x 600mm
52432 (matt) P2



Ivory R/T
450 x 900mm
52435 (matt) P2
52440 (textured) P5



Light Grey R/T
450 x 900mm
52437 (matt) P2
52442 (textured) P5



Cemento Pietra

4 colourways, 5 sizes, V2

Features: glazed porcelain wall and floor tile; rectified edge (R/T)

Suggested uses: internal and external floors; wet areas; heavy traffic areas; pool surrounds



Black R/T
75 x 300mm
53729 (in/out)



Grey R/T
75 x 300mm
53734 (in/out)



Tan R/T
75 x 300mm
53739 (in/out)



White R/T
75 x 300mm
53744 (in/out)



Black R/T
300 x 300mm
53726 (in/out)



Grey R/T
300 x 300mm
53731 (in/out)



Tan R/T
300 x 300mm
53736 (in/out)




White R/T
300 x 300mm
53741 (in/out)




Black R/T
300 x 600mm
53727 (in/out)




Grey R/T
300 x 600mm
53732 (in/out)




Tan R/T
300 x 600mm
53737 (in/out)



White R/T
300 x 600mm
53742 (in/out)




Black R/T
600 x 600mm
53728 (in/out)



Grey R/T
600 x 600mm
53733 (in/out)



Tan R/T
600 x 600mm
53738 (in/out)



White R/T
600 x 600mm
53743 (in/out)



Black R/T
600 x 1200mm
53730 (in/out)



Grey R/T
600 x 1200mm
53735 (in/out)



Tan R/T
600 x 1200mm
53740 (in/out)



White R/T
600 x 1200mm
53745 (in/out)



Lusso


5 colourways, 4 sizes, V3

Features: glazed porcelain wall and floor tile; rectified edge (R/T)

Suggested uses: internal and external floors; wet areas; heavy traffic areas



Grigio R/T
73 x 298mm
52598 (honed)



Naturale R/T
73 x 298mm
52593 (honed)



Nero R/T
73 x 298mm
52608 (honed)



Terra R/T
73 x 298mm
52603 (honed)




White R/T
73 x 298mm
52869 (honed)



Grigio R/T
300 x 300mm
52596 (honed)



Naturale R/T
300 x 300mm
52591 (honed)



Nero R/T
300 x 300mm
52606 (honed)




Terra R/T
300 x 300mm
52601 (honed)



White R/T
300 x 300mm
52865 (honed)



Grigio R/T
300 x 600mm
52595 (honed)




Naturale R/T
300 x 600mm
52590 (honed)




Nero R/T
300 x 600mm
52605 (honed)




Terra R/T
300 x 600mm
52600 (honed)




White R/T
300 x 600mm
52866 (honed)




Grigio R/T
600 x 600mm
52594 (honed)
52934 (in/out) P4




Naturale R/T
600 x 600mm
52589 (honed)
52935 (in/out) P4



Nero R/T
600 x 600mm
52604 (honed)
52936 (in/out) P4



Terra R/T
600 x 600mm
52599 (honed)
52937 (in/out) P4



White R/T
600 x 600mm
52868 (honed)
52938 (in/out) P4



Riverstone

2 colourways, 5 sizes, V2

Features: glazed porcelain wall and floor tile; rectified edge (R/T)

Suggested uses: internal and external floors; wet areas; heavy traffic areas



Light Grey R/T
300 x 300mm
53556 (in/out) P4
51792 (semi polished)



White R/T
300 x 300mm
53558 (in/out) P4
51776 (semi polished)




Light Grey R/T
300 x 600mm
53557 (in/out) P4
51791 (semi polished)



White R/T
300 x 600mm
53559 (in/out) P4
51775 (semi polished)



Light Grey R/T
600 x 600mm
52941 (in/out) P4
51790 (semi polished)




White R/T
600 x 600mm
53560 (in/out) P4
51774 (semi polished)



Light Grey
Rhomboid
264 x 238mm
51905 (matt) P2



White
Rhomboid
264 x 238mm
51904 (matt) P2



Light Grey
Chevron
298 x 238mm
51909 (matt) P2



White
Chevron
298 x 238mm
51908 (matt) P2

Made in Australia



Kempsey


4 colourways, 4 sizes, V2

Features: wall and floor tile; cushion edge; external finish


Suggested uses: internal and external areas, wet areas; different surface finishes allow for seamless lines between living rooms and outdoors



Ash
300 x 300mm
52344 (matt) P3




Grey
300 x 300mm
52343 (matt) P3




Ivory
300 x 300mm
53907 (matt) P3



White
300 x 300mm
52342 (matt) P3




Ash
450 x 450mm
52347 (matt) P2
52350 (textured) P5




Grey
450 x 450mm
52346 (matt) P2
52349 (textured) P5




Ivory
450 x 450mm
53909 (matt) P2
53910 (textured) P5




White
450 x 450mm
52345 (matt) P2
52348 (textured) P5




Ash
300 x 600mm
52353 (matt) P2




Grey
300 x 600mm
52352 (matt) P2




Ivory
300 x 600mm
53908 (matt) P2



White
300 x 600mm
52351 (matt) P2




Ash
600 x 600mm*
52356 (matt) P2
52359 (textured) P5



Grey
600 x 600mm*
52355 (matt) P2
52358 (textured) P5



Ivory
600 x 600mm*
53911 (matt) P2
53912 (textured) P5



White
600 x 600mm*
52354 (matt) P2
52357 (textured) P5

** The 600 x 600mm size comes with a subtle shimmer that enhances the natural features such as veins and pebbles, but is a different surface to the other sizes*

Made in Australia



Albany

3 colourways, 4 sizes, V2

Features: wall and floor tile; cushion edge; external finish

Suggested uses: internal and external areas, wet areas; different surface finishes allow for seamless lines between living rooms and outdoors




Cream
300 x 300mm
52023 (matt) P3



Grey
300 x 300mm
52029 (matt) P3




White
300 x 300mm
52035 (matt) P3



Cream
450 x 450mm
52025 (matt) P2
52026 (textured) P5



Grey
450 x 450mm
52031 (matt) P2
52032 (textured) P5



White
450 x 450mm
52037 (matt) P2
52038 (textured) P5




Cream
300 x 600mm
52024 (matt) P2




Grey
300 x 600mm
52030 (matt) P2




White
300 x 600mm
52036 (matt) P2



Cream
600 x 600mm
52027 (matt) P2
52028 (textured) P5



Grey
600 x 600mm
52033 (matt) P2
52034 (textured) P5



White
600 x 600mm
52039 (matt) P2
52040 (textured) P5




Bristol

4 colourways, 2 sizes, V1

Features: glazed wall and floor tile; cushioned edge

Suggested uses: internal walls and floors



Beige
300 x 300mm
53822 (matt) P2



Cement
300 x 300mm
53823 (matt) P2



Cream
300 x 300mm
53824 (matt) P2




Grey
300 x 300mm
53825 (matt) P2



Beige
450 x 450mm
53818 (matt) P2
53826 (textured) P5



Cement
450 x 450mm
53821 (matt) P2
53827 (textured) P5



Cream
450 x 450mm
53819 (matt) P2
53828 (textured) P5



Grey
450 x 450mm
53820 (matt) P2
53829 (textured) P5

Made in Australia

Renegade

6 colourways, 4 sizes, V2

Features: wall and floor tile; cushion edge, external finish

Suggested uses: internal and external areas, wet areas; different surface finishes allow for seamless lines between living rooms and outdoors



Ash
300 x 300mm
53543 (matt) P3



Beige
300 x 300mm
50567 (matt) P3




Black
300 x 300mm
50570 (matt) P3




Ash
300 x 600mm
53838 (matt) P3




Beige
300 x 600mm
53835 (matt) P3




Black
450 x 450mm
50579 (matt) P3
50580 (textured) P5




Ash
450 x 450mm
53544 (matt) P3
53545 (textured) P5



Beige
450 x 450mm
50574 (matt) P3
50946 (textured) P5




Ash
600 x 600mm
53546 (matt) P3
53845 (textured) P5




Beige
600 x 600mm
52919 (matt) P3
53847 (textured) P5

Renegade (continued)



Grey
300 x 300mm
50566 (matt) P3




Latte
300 x 300mm
50569 (matt) P3



White
300 x 300mm
50565 (matt) P3



Grey
300 x 600mm
53837 (matt) P3



Latte
300 x 600mm
53836 (matt) P3



White
300 x 600mm
53834 (matt) P3




Grey
450 x 450mm
50572 (matt) P3
50573 (textured) P5




Latte
450 x 450mm
50577 (matt) P3
50578 (textured) P5




White
450 x 450mm
50571 (matt) P3
51709 (textured) P5



Grey
600 x 600mm
52918 (matt) P3
53849 (textured) P5



Latte
600 x 600mm
53888 (matt) P3
53848 (textured) P5



White
600 x 600mm
52917 (matt) P3
53846 (textured) P5



Sydney Metro

Brookvale

271 Harbord Road,
Brookvale NSW 2099
p. 1300 042 531

Miranda

1/189 Port Hacking Road (North),
Miranda NSW 2228
p. 1300 054 756

Narellan

296 Camden Valley Way,
Narellan NSW 2567
p. 1300 062 402

Newport

4/343 Barrenjoey Road,
Newport NSW 2106
p. 1300 854 914

Padstow

107 Fairford Road,
Padstow NSW 2211
p. 1300 068 625

Wentworthville

405 Great Western Highway,
Wentworthville NSW 2145
p. 1300 069 836

Woollahra

146 Edgecliff Road,
Woollahra NSW 2025
p. 1300 195 930

Regional NSW

Beresfield

Unit 3, 26 Balook Drive,
Beresfield NSW 2322
p. 1300 036 944

Coffs Harbour

155 Orlando Street,
Coffs Harbour NSW 2450
p. 1300 042 899

Grafton

56B Pound Street,
Grafton 2460
p. 1300 194 361

Port Macquarie

181 Lake Road,
Port Macquarie NSW 2444
p. 1300 068 875

 colortile.com.au

 [colortile_australia](https://www.instagram.com/colortile_australia)

 [ColorTileAustralia](https://www.facebook.com/ColorTileAustralia)

What is shade variation?

The shade (colour, tone, texture and value) of all ceramic floor tiles vary. To help identify the expected variation, the indicators are:

V1 LOW VARIATION: Least possible shade variation among pieces of tile in a box of this product. When installed, this tile shade provides a uniform appearance and give floors and walls an even harmony.

V2 MODERATE VARIATION: Low to moderate shade variation. Like most natural materials, this tile has a subtle variation that adds a refined modulation to floors and walls.

V3 HIGH VARIATION: Considerable shade variation present among pieces of tile in a box of this product. The tiles share the same core colours, but with more variation between the colours. It provides a spontaneous shade variation within the same colour range that highlights the lustrous texture variations.

V4 RANDOM VARIATION: Highest possible shade variation. For this colours vary from tile to tile. The luxurious shade and colour shifts create customised floor and wall tiles which allow for rich fashion statements to emerge.



Low
Variation



Moderate
Variation



High
Variation



Random
Variation

Shade variation is based on production run. Some tiles look the same when they belong to the same production run, but different when they have been produced in different runs. The changes relate to slight temperature or colouring changes.

RECOMMENDATIONS – Once delivered, check the tiles in all cartons to see if they are the same colour. Also check the code numbers of the boxes to see if they are from the same batch.

