

# ColorTile Highlights

Marble look

Autumn 2024





Where style comes to life™



## The marble look

Invictus	5
Mystic	7
Duchess	9
Bianca	11
Touchstone	13
Calacatta	15
Tundra	17
Icestone	19
White Marbles	21
What is shade variation?	25

Duchess

R/T Rectified edge tile

⊕ Oversized tile

Ⓜ Intricate Pattern







# The look of marble

- Identical marble look
- Very low maintenance
- Indoor, outdoor and wet area application
- Feature wall application
- No sealing required
- Easy to clean
- No staining
- Hard wearing
- Superior performance
- Glazed porcelain tiles
- Porcelain mosaics





Made in Italy





# Invictus

4 colourways, 2 sizes, V2

Features: glazed porcelain wall and floor tile; rectified edge (R/T)

Suggested uses: internal floors and walls; feature areas; wet areas



**Beige R/T**  
300 x 600mm  
53941 (matt) P2



**Ivory R/T**  
300 x 600mm  
53945 (matt) P2



**Beige R/T**  
600 x 1200mm  
53938 (matt) P2  
53939 (textured) P5  
53940 (rigato) P2



**Ivory R/T**  
600 x 1200mm  
53942 (matt) P2  
53943 (textured) P5  
53944 (rigato) P2



**Pearl R/T**  
300 x 600mm  
53970 (matt) P2



**White R/T**  
300 x 600mm  
53949 (matt) P2



**Pearl R/T**  
600 x 1200mm  
53971 (matt) P2  
53972 (textured) P5  
53973 (rigato) P2



**White R/T**  
600 x 1200mm  
53946 (matt) P2  
53947 (textured) P5  
53948 (rigato) P2



Made in Italy






# Mystic

1 colourway, 1 size, V3

Features: glazed porcelain wall and floor tile; rectified edge (R/T)

Suggested uses: internal floors and walls; feature areas; wet areas



**Ocean R/T**  
600 x 1200mm  
53950 (polished) P2





# Duchess


1 colourway, 3 sizes, V2

Features: glazed porcelain wall and floor tile; rectified edge (R/T)

Suggested uses: internal walls and floors; wet areas; feature walls



**Oro R/T**  
300 x 600mm (20 faces)  
54046 (satin)  
54047 (polished)



**Oro R/T**  
600 x 600mm (10 faces)  
54044 (satin)  
54045 (polished)



**Oro R/T**  
600 x 1200mm (8 faces)  
54042 (satin)  
54043 (polished)







# Bianca


1 colourway, 3 sizes, V2

Features: glazed porcelain wall and floor tile; rectified edge (R/T)

Suggested uses: internal walls and floors; wet areas; feature walls



**White R/T**  
300 x 600mm (20 faces)  
54040 (satin)  
54041 (polished)



**White R/T**  
600 x 600mm (10 faces)  
54038 (satin)  
54039 (polished)



**White R/T**  
600 x 1200mm (8 faces)  
54036 (satin)  
54037 (polished)



Made in Italy





# Touchstone


3 colourways, 1 size, V3

Features: glazed porcelain wall and floor tile; rectified edge (R/T)


Suggested uses: internal floors and walls; feature areas; wet areas



**Gold R/T**  
600 x 1200mm  
53755 (polished matt)  
53777 (external outdoor)



**Grey**  
600 x 1 R/T 200mm  
53757 (polished matt)  
53778 (external outdoor)



**White R/T**  
600 x 1200mm  
53753 (polished matt)  
53776 (external outdoor)







# Calacatta

1 colourway, 6 sizes, V3

Features: glazed porcelain wall and floor tile; rectified edge (R/T)


Suggested uses: internal walls and floors; wet areas; feature walls



**Calacatta R/T**  
300 x 300mm  
51592 (satin)



**Calacatta R/T**  
300 x 600mm  
51590 (satin)  
51589 (polished)




**Calacatta R/T**  
600 x 600mm  
51588 (satin)  
51587 (polished)



**Calacatta**  
Herringbone  
235 x 365mm (1 sht = 0.0543sqm)  
52385 (satin)  
52386 (polished)



**Calacatta**  
Hex  
306 x 328mm (1 sht = 0.08sqm)  
52379 (satin)  
52380 (polished)



**Calacatta**  
Fish Scale  
308 x 281mm (1 sht = 0.075sqm)  
52383 (satin)  
52384 (polished)







# Tundra

3 colourways, 4 sizes, V2

Features: glazed porcelain wall and floor tile; rectified edge (R/T)

Suggested uses: internal floors and walls; feature areas; wet areas




**Beige R/T**  
300 x 300mm  
53178 (in/out) P4



**Bianco R/T**  
300 x 300mm  
53183 (in/out) P4




**Grigio R/T**  
300 x 300mm  
53185 (in/out) P4




**Beige R/T**  
600 x 300mm  
53182 (in/out) P4




**Bianco R/T**  
600 x 300mm  
53179 (in/out) P4




**Grigio R/T**  
600 x 300mm  
53181 (in/out) P4



**Beige R/T**  
600 x 600mm  
53178 (in/out) P4



**Bianco R/T**  
600 x 600mm  
53175 (in/out) P4



**Grigio R/T**  
600 x 600mm  
53177 (in/out) P4



**Beige R/T**  
600 x 1200mm  
53779 (in/out)



**Bianco R/T**  
600 x 1200mm  
53781 (in/out)



**Grigio R/T**  
600 x 1200mm  
53780 (in/out)








# Icestone

3 colourways, 5 sizes, V3

Features: glazed porcelain wall and floor tile; rectified edge (R/T)


Suggested uses: internal walls and floors; wet areas; feature walls




**Grey R/T**  
300 x 300mm  
51885 (polished)




**White R/T**  
300 x 300mm  
51883 (polished)




**Taupe R/T**  
300 x 300mm  
51884 (polished)




**Grey R/T**  
300 x 600mm  
51829 (polished)




**White R/T**  
300 x 600mm  
51823 (polished)




**Taupe R/T**  
300 x 600mm  
51826 (polished)



**Grey R/T**  
600 x 600mm  
51828 (polished)



**White R/T**  
600 x 600mm  
51812 (polished)



**Taupe R/T**  
600 x 600mm  
51825 (polished)



**Grey**  
Brick 298 x 348mm  
1 sht = 0.09sqm  
51903 (polished)



**White**  
Brick 298 x 348mm  
1 sht = 0.09sqm  
51901 (polished)



**Taupe**  
Brick 298 x 348mm  
actual coverage: 0.09sqm  
51902 (polished)



**Grey**  
Hex 318 x 326mm  
1 sht = 0.09sqm  
51900 (polished)



**White**  
Hex 318 x 326mm  
1 sht = 0.09sqm  
51898 (polished)



**Taupe**  
Hex 318 x 326mm  
actual coverage:  
0.09sqm  
51899 (polished)







# White Marbles

1 colourway, 5 sizes, V2

Features: glazed ceramic wall and floor tiles; 300 x 450mm has a cushion edge

Suggested uses: internal walls and floors; wet areas; feature walls




**Grand Calcutta**  
300 x 300mm  
52068 (matt) P2



**Grand Calcutta**  
300 x 450mm  
52574 (gloss wall)



**Grand Calcutta**  
300 x 600mm  
54074 (matt) P3



**Grand Calcutta**  
450 x 450mm  
52069 (matt) P2



**Grand Calcutta**  
600 x 600mm  
54075 (matt) P3











## Sydney Metro

### **Brookvale**

271 Harbord Road,  
Brookvale NSW 2099  
p. 1300 042 531

### **Miranda**

1/189 Port Hacking Road (North),  
Miranda NSW 2228  
p. 1300 054 756

### **Narellan**

296 Camden Valley Way,  
Narellan NSW 2567  
p. 1300 062 402

### **Newport**

4/343 Barrenjoey Road,  
Newport NSW 2106  
p. 1300 854 914

### **Padstow**

107 Fairford Road,  
Padstow NSW 2211  
p. 1300 068 625

### **Wentworthville**

405 Great Western Highway,  
Wentworthville NSW 2145  
p. 1300 069 836

### **Woollahra**

146 Edgecliff Road,  
Woollahra NSW 2025  
p. 1300 195 930

## Regional NSW

### **Beresfield**

Unit 3, 26 Balook Drive,  
Beresfield NSW 2322  
p. 1300 036 944

### **Coffs Harbour**

155 Orlando Street,  
Coffs Harbour NSW 2450  
p. 1300 042 899

### **Grafton**

56B Pound Street,  
Grafton 2460  
p. 1300 194 361

### **Port Macquarie**

181 Lake Road,  
Port Macquarie NSW 2444  
p. 1300 068 875

 [colortile.com.au](https://colortile.com.au)

 [colortile\\_australia](https://www.instagram.com/colortile_australia)

 [ColorTileAustralia](https://www.facebook.com/ColorTileAustralia)



## What is shade variation?

The shade (colour, tone, texture and value) of all ceramic floor tiles vary. To help identify the expected variation, the indicators are:

**V1 LOW VARIATION:** Least possible shade variation among pieces of tile in a box of this product. When installed, this tile shade provides a uniform appearance and give floors and walls an even harmony.

**V2 MODERATE VARIATION:** Low to moderate shade variation. Like most natural materials, this tile has a subtle variation that adds a refined modulation to floors and walls.

**V3 HIGH VARIATION:** Considerable shade variation present among pieces of tile in a box of this product. The tiles share the same core colours, but with more variation between the colours. It provides a spontaneous shade variation within the same colour range that highlights the lustrous texture variations.

**V4 RANDOM VARIATION:** Highest possible shade variation. For this colours vary from tile to tile. The luxurious shade and colour shifts create customised floor and wall tiles which allow for rich fashion statements to emerge.



Low  
Variation



Moderate  
Variation



High  
Variation



Random  
Variation

Shade variation is based on production run. Some tiles look the same when they belong to the same production run, but different when they have been produced in different runs. The changes relate to slight temperature or colouring changes.

**RECOMMENDATIONS** – Once delivered, check the tiles in all cartons to see if they are the same colour. Also check the code numbers of the boxes to see if they are from the same batch.



